

Scaled data based on original data using
LM-79-08 Approved Method: Electrical and Photometric Measurements of Solid-
State Lighting Products

Test Report Prepared for
Cooper Lighting Solutions
(formerly Eaton)

Brand: STREETWORKS

Report Number: P367393

Luminaire Tested: **PMM-SA2C-727-U-5WQ**

Issue Date: 12/2/2019

Test Information

Test Method: LM-79-08
Report Number: P367393
TEST IS SCALED FROM IESNA LM-79-08 TEST DATA (G2-1910-543-4)
Test Lab: INNOVATION CENTER
Issue Date: 12/2/2019
Manufacturer: COOPER LIGHTING SOLUTIONS (FORMERLY EATON)
Product Line: STREETWORKS
Catalog Number: PMM-SA2C-727-U-5WQ
Description: MESA POST TOP DECORATIVE LUMINAIRE. (2) LIGHTSQUARES WITH 16 LEDS EACH AND TYPE V WIDE OPTICS.
Light Source: -
Ballast/Driver: ELECTRONIC DRIVER

Summary

Lumens per Lamp: N/A
Luminaire Lumens: 11067 lumens
Efficiency: N/A
Efficacy: 97.9 lumens/watt
Luminous Opening: Rectangular (W 0.5' x L: 1' x H: 0')
IES Classification: Type V - Short
BUG Rating: B4 - U0 - G2

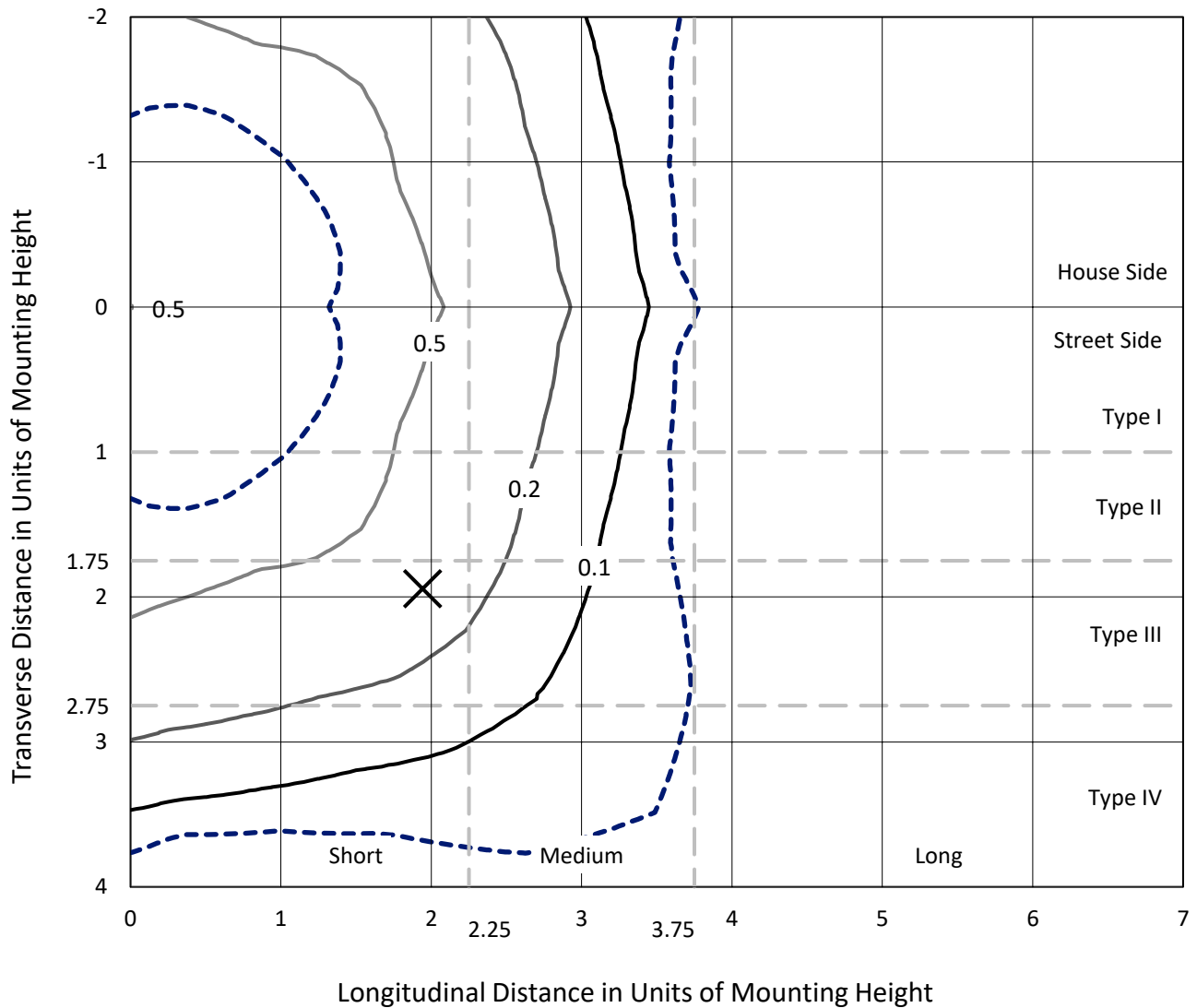
Input Watts (W): 113
Input Voltage (V): NR
Input Current (Ain): NR
Voltage Rise (V): NR
Power Factor: NR
Total Harmonic Distortion (THDi): NR
Frequency (hertz): 60
Stabilization Time: NR
Operation Time: NR
Ambient Temperature (°C): NR
Test Distance: 28.75 FT



REPORT NUMBER: P367393
 CATALOG NUMBER: PMM-SA2C-727-U-5WQ

Iso-Footcandle Lines of Horizontal Illumination

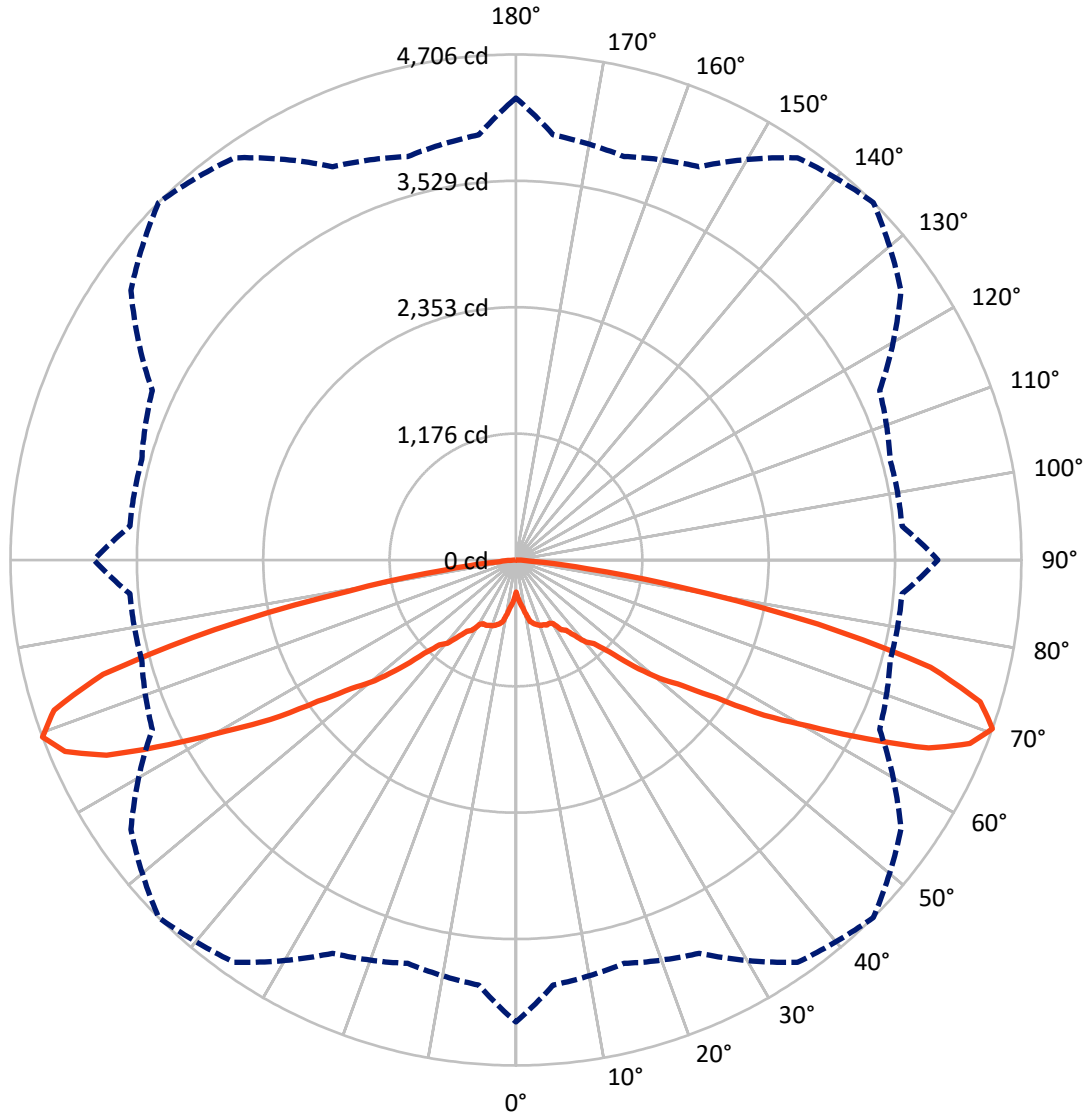
✕ Max cd
 - - - 1/2 Max cd



Based on 25 foot mounting height. Maximum calculated value = 1 fc
 Type V - Short - N/A

REPORT NUMBER: P367393
CATALOG NUMBER: PMM-SA2C-727-U-5WQ

Luminous Intensity Polar Plot



— Vertical Plane Through 45-Deg Lateral - - - Horizontal Cone Through 70-Deg Vertical

REPORT NUMBER: P367393

CATALOG NUMBER: PMM-SA2C-727-U-5WQ

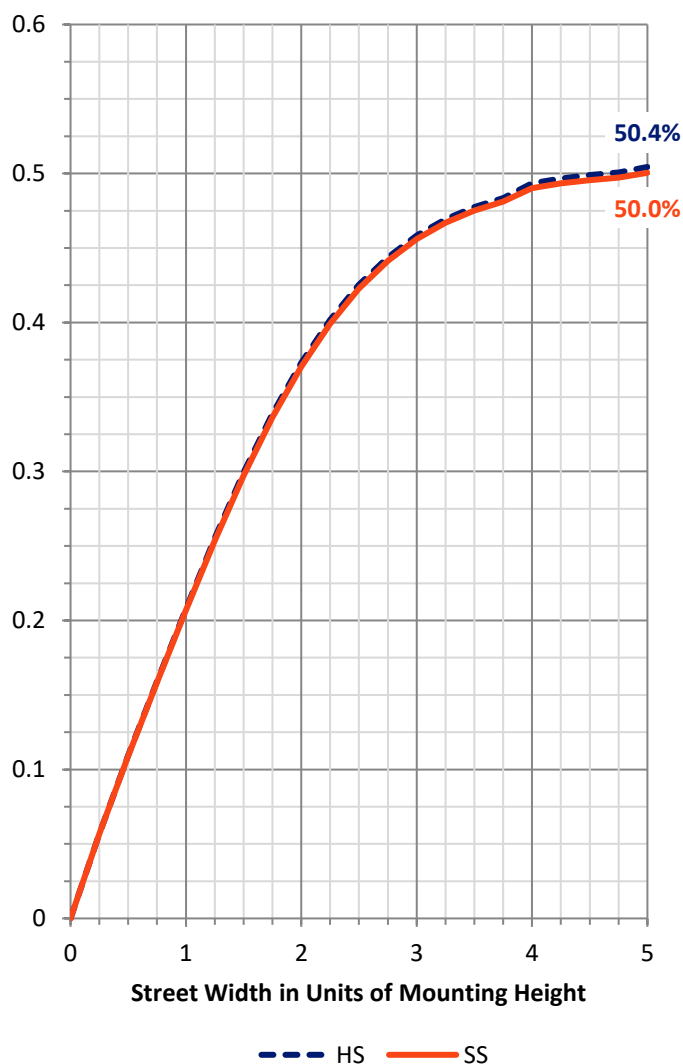
FLUX DISTRIBUTION:

		Downward	Upward	Total
House Side	Lumens	5533.5	0.0	5533.5
	% Fixture	50.0	0.0	50.0
Street Side	Lumens	5533.5	0.0	5533.5
	% Fixture	50.0	0.0	50.0
Total	Lumens	11067.0	0.0	11067.0
	% Fixture	100.0	0.0	100.0

ZONAL LUMENS:

Zone	Lumens	% Fixture
0°-10°	43.5	0.4
10°-20°	174.2	1.6
20°-30°	329.4	3.0
30°-40°	573.7	5.2
40°-50°	1096.8	9.9
50°-60°	2126.7	19.2
60°-70°	3723.9	33.6
70°-80°	2798.7	25.3
80°-90°	200.3	1.8
90°-100°	0.0	0.0
100°-110°	0.0	0.0
110°-120°	0.0	0.0
120°-130°	0.0	0.0
130°-140°	0.0	0.0
140°-150°	0.0	0.0
150°-160°	0.0	0.0
160°-170°	0.0	0.0
170°-180°	0.0	0.0
0°-90°	11067.0	100.0
0°-180°	11067.0	100.0

Coefficient of Utilization



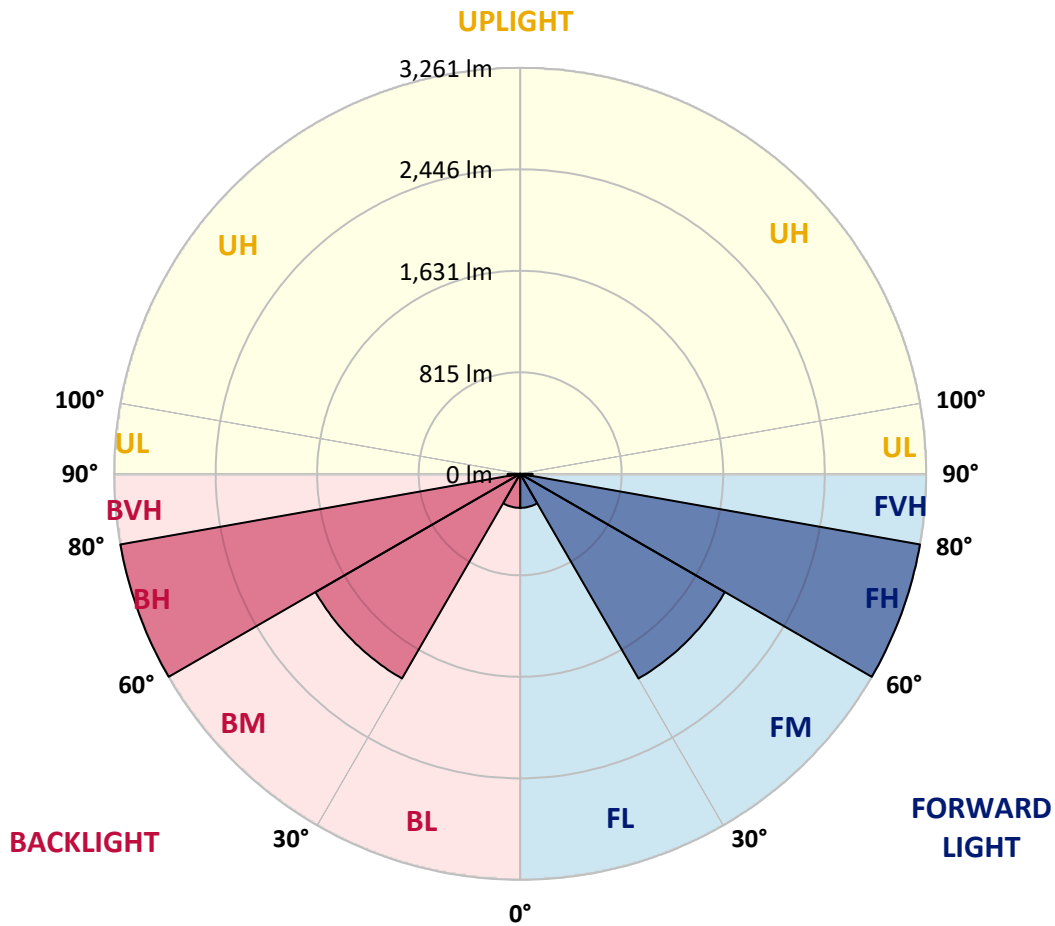
REPORT NUMBER: P367393
 CATALOG NUMBER: PMM-SA2C-727-U-5WQ

LUMINAIRE CLASSIFICATION SYSTEM LUMEN TABLE AND BUG RATING:

Zone	Lumens	% Fixture	Zone Rating/Lumen Limit		
			B	U	G
FL (0°-30°)	273.5	2.5			
FM (30°-60°)	1898.6	17.2			
FH (60°-80°)	3261.3	29.5			G2/5000
FVH (80°-90°)	100.1	0.9			G2/225
BL (0°-30°)	273.5	2.5	B1/500		
BM (30°-60°)	1898.6	17.2	B2/2500		
BH (60°-80°)	3261.3	29.5	B4/5000		G2/5000
BVH (80°-90°)	100.1	0.9			G2/225
UL (90°-100°)	0.0	0.0		U0/0	
UH (100°-180°)	0.0	0.0		U0/0	

BUG Rating: B4-U0-G2

Type V Short





REPORT NUMBER: P367393
 CATALOG NUMBER: PMM-SA2C-727-U-5WQ

CANDELA DISTRIBUTION (FULL):

	0°	5°	15°	25°	35°	45°	55°	65°	75°	85°	90°
0°	299.2	299.2	299.2	299.2	299.2	299.2	299.2	299.2	299.2	299.2	299.2
2.5°	364.1	358.5	340.9	341.7	349.9	350.8	351.6	340.9	338.3	360.2	361.5
5°	462.4	449.5	436.6	431.5	423.7	402.3	425.9	428.5	433.6	450.4	458.1
7.5°	528.1	512.2	494.6	483.9	462.8	445.2	464.5	480.4	490.7	509.6	520.3
10°	540.5	531.1	530.2	511.3	507.5	513.9	512.6	513.1	528.5	528.9	535.4
12.5°	579.6	586.5	573.2	566.7	570.6	586.5	573.6	568.0	571.9	589.5	582.2
15°	630.7	638.8	618.7	608.4	598.1	613.1	599.8	609.6	622.1	635.0	628.5
17.5°	687.4	687.8	660.3	622.1	631.1	633.3	628.5	620.4	656.0	686.9	683.9
20°	718.3	717.8	670.6	618.7	645.3	650.0	645.7	617.8	671.5	714.0	712.7
22.5°	750.0	740.6	683.9	641.8	651.7	655.6	645.7	643.1	683.9	743.2	742.7
25°	767.2	775.4	713.1	686.9	678.8	669.8	678.3	682.6	721.7	779.7	762.9
27.5°	820.9	807.6	721.7	719.1	702.0	666.3	695.9	717.0	719.1	812.7	829.9
30°	869.4	874.5	760.3	764.2	732.9	687.8	733.7	767.2	773.7	875.4	873.7
32.5°	920.9	923.1	829.0	789.1	775.8	774.1	756.5	785.7	836.3	917.9	921.3
35°	999.1	1016.7	890.4	836.8	820.0	802.8	818.3	844.5	891.7	1014.1	1005.5
37.5°	1178.1	1150.2	1024.0	912.8	901.6	894.7	907.2	926.1	1022.7	1153.2	1193.1
40°	1303.0	1289.7	1118.0	1038.6	968.1	1005.1	975.9	1048.9	1128.7	1290.6	1316.3
42.5°	1496.6	1437.4	1260.9	1162.6	1089.6	1063.5	1079.8	1175.1	1276.8	1457.1	1507.8
45°	1682.5	1591.1	1440.0	1353.3	1242.5	1215.0	1236.9	1349.0	1466.6	1609.1	1698.4
47.5°	1872.3	1777.9	1611.7	1486.3	1395.8	1477.8	1406.1	1512.5	1629.7	1795.5	1874.9
50°	2069.4	1964.6	1800.6	1664.1	1656.4	1728.9	1643.0	1697.6	1806.2	1977.9	2071.5
52.5°	2295.6	2182.7	2018.7	1926.4	1944.4	1939.7	1922.5	1912.7	2019.6	2188.3	2299.5
55°	2564.8	2442.9	2311.9	2269.4	2319.2	2265.6	2290.9	2287.5	2302.9	2423.6	2553.7
57.5°	2890.3	2752.4	2621.1	2611.6	2675.6	2726.3	2681.2	2616.3	2589.3	2706.5	2855.5
60°	3300.3	3131.1	2986.9	2957.2	3139.7	3139.3	3098.5	2953.4	2943.1	3075.7	3255.2
62.5°	3753.2	3547.1	3389.6	3342.3	3628.3	3660.5	3533.4	3273.2	3326.5	3433.4	3646.3
65°	4137.9	3890.2	3743.3	3730.5	4079.9	4222.0	3941.3	3585.3	3602.5	3691.4	3921.9
67.5°	4388.6	4090.2	3973.5	4035.7	4470.2	4559.1	4298.0	3794.0	3733.0	3770.0	4045.6
70°	4300.6	3972.6	3888.4	4039.6	4571.1	4705.5	4374.9	3735.6	3606.0	3607.7	3927.9
72.5°	3633.9	3321.7	3361.7	3639.0	4332.4	4520.9	4019.4	3374.1	3108.8	3102.3	3393.0
75°	2403.0	2194.3	2351.9	2784.2	3601.7	3987.2	3330.3	2644.7	2311.9	2203.8	2428.3
77.5°	1051.0	1024.4	1157.0	1645.6	2455.3	2873.5	2385.8	1727.6	1257.5	1045.9	1142.4
80°	281.6	275.6	346.0	624.2	1195.3	1582.5	1291.0	689.1	359.8	261.9	277.8
82.5°	102.6	105.2	128.4	174.7	393.7	666.3	428.9	201.4	136.1	111.6	111.6
85°	44.7	43.4	62.3	70.0	107.3	150.7	123.2	85.4	68.7	51.5	49.4
87.5°	12.0	15.0	21.0	21.9	27.9	22.8	32.6	30.1	25.8	18.0	14.6
90°	0.0	0.0	0.0	0.0	0.0	0.0	0.0	0.0	0.0	0.0	0.0

(END OF REPORT)